

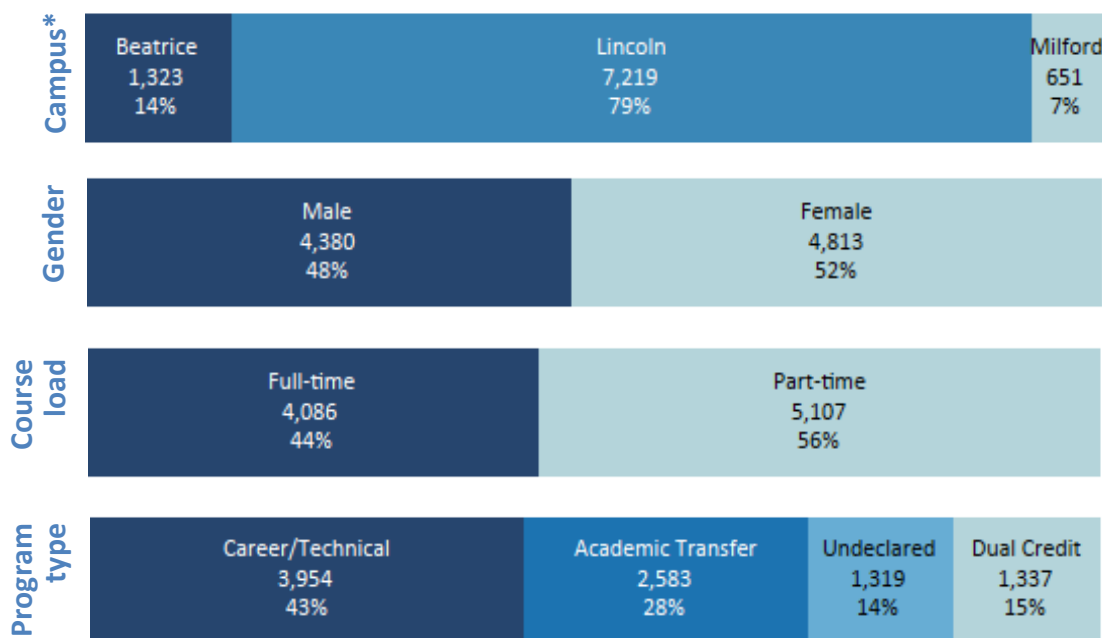
**Mission**

The mission of Southeast Community College (SCC) is to empower and transform its students and the diverse communities it serves. The College provides accessible, dynamic, and responsive pathways to career and technical, academic transfer, and continuing education programs. Student success and completion is maximized through collegiate excellence, exemplary instruction, comprehensive student support services, enrichment programs, and student-centered processes. SCC is committed to a proactive and evidence-based approach that continually assesses and responds to student, community, and employer demand for higher education.

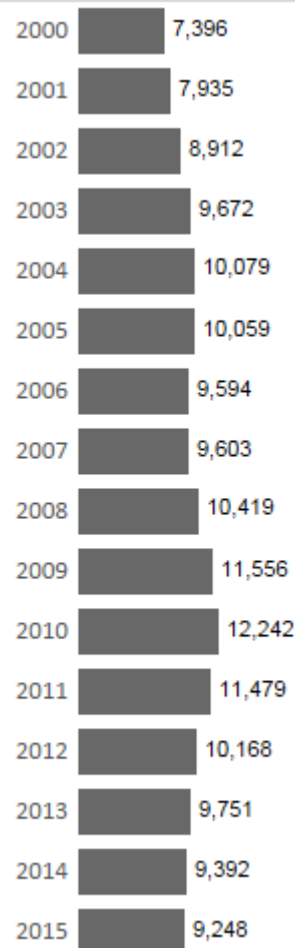
**Core Values**

1. Excellence
2. Integrity
3. Innovation
4. Inclusion
5. Stewardship and accountability

## Credit Enrollment, Fall 2015

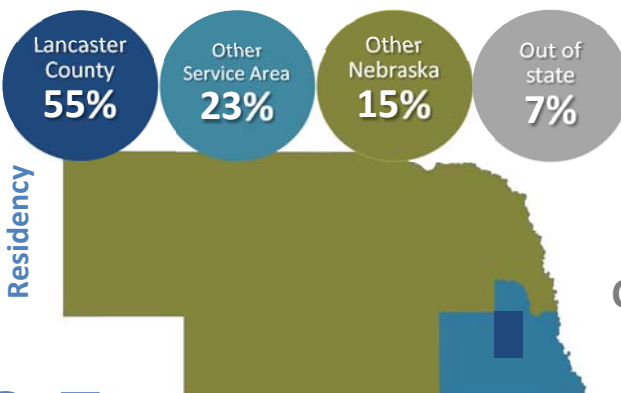
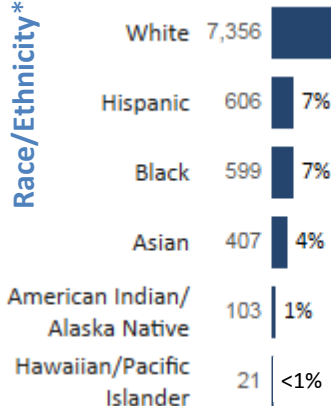


## Fall Enrollment<sup>^</sup>



<sup>^</sup> Source: IPEDS

**Race/Ethnicity\*\***



The **average age** of SCC students is **23.7**

## Continuing Education

**19,759** people

took continuing education classes during 2015-16

\* The counts by campus include Dual Credit students. For historical reasons, many dual credit students are enrolled through Beatrice. In Fall 2015, this accounted for 660 students in Beatrice and 677 in Lincoln.

\*\* In Fall 2015, there were 101 students (1% of total) with an unknown race/ethnicity; they are not shown.

<sup>^</sup> Credit Enrollment charts are based on enrollment at the term census date (10/17/2015); 9193 students were enrolled on that date. IPEDS Fall Enrollment numbers are based on the course census date; because of the varying lengths of courses, an additional 55 students are reflected in this enrollment count.

Note: Percentages may not add to 100% due to rounding.

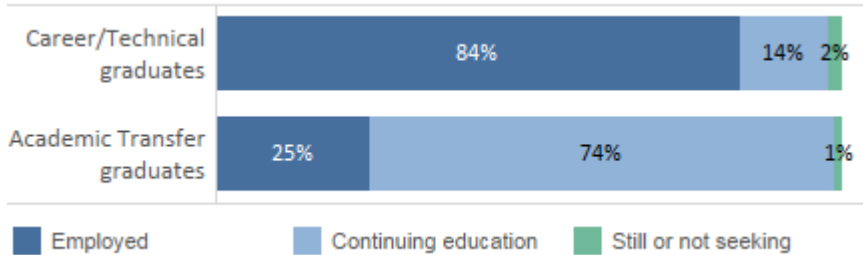


Of the **1670** students who graduated in 2015:

**1453** were in Career/Technical fields

**217** were in Academic Transfer

Most Career/Technical graduates are employed, while most Academic Transfer graduates are continuing their education.



## 2016-17 Programs of Study

- Academic Transfer
- Agriculture Business & Mgmt. Technology
- Associate Degree Nursing
- Auto Collision Repair Technology
- Automotive Technology
- Building Construction
- Business Administration
- Computer Information Technology
- Criminal Justice
- Deere Construction & Forestry Equip
- Dental Assisting
- Design and Drafting Technology
- Diesel-Ag Equipment Service Tech
- Diesel Technology-Truck
- Diversified Manufacturing Technology
- Early Childhood Education
- Electrical & Electromechanical Technology
- Electronic Systems Technology
- Energy Generation Operations
- Fire and Emergency Services Management
- Fire Protection Technology
- Food Service/Hospitality
- Ford Automotive Student Service Educational Training
- General Motors Automotive Service Educational Program
- Geographic Information Systems Technician
- Graphic Design | Media Arts
- Heating, Ventilation, AC & Refrigeration Technology
- Human Services
- John Deere Tech
- Land Surveying/Civil Engineering Tech
- Long Term Care Administration
- Manufacturing Engineering Technology
- Medical Assisting
- Medical Laboratory Technology
- MOPAR-Chrysler/Dodge/RAM/Jeep
- Motorcycle, ATV, Personal Watercraft Tech
- Nondestructive Testing Technology
- Office Professional
- Paramedic
- Pharmacy Technician
- Physical Therapist Assistant
- Polysomnographic Technician
- Practical Nursing
- Precision Machining and Automation Technology
- Professional Truck Driver Training
- Radiologic Technology
- Respiratory Care
- Surgical Technology
- Welding Technology



### 2016-17 Budgeted General Fund Revenue | \$86,386,254

|              |              |     |
|--------------|--------------|-----|
| State Aid    | \$28,114,535 | 33% |
| Property Tax | \$34,914,825 | 40% |
| Tuition      | \$22,785,674 | 26% |
| Other        | \$571,220    | 1%  |

### 2016-17 Budgeted General Fund Expenses | \$86,386,254

|                    |              |     |
|--------------------|--------------|-----|
| Salary & Benefits  | \$67,472,258 | 78% |
| Equipment          | \$3,652,289  | 4%  |
| Operating & Travel | \$12,899,722 | 15% |
| Expanded Projects  | \$2,361,985  | 3%  |

The **total tax rate per \$100 valuation** is **7.52** cents

For each credit hour, **Tuition and Fees** are **\$63** for NE residents

## Governance

SCC's Board of Governors consists of eleven members elected by registered voters in the five districts of the College's 15-county area, with one at-large member. Board members are elected to staggered four-year terms.

**Board of Governors (9/30/2016):** Kathy Boellstorff, Johnson; James J. Garver, Lincoln; Robert J. Feit, Lincoln; Ruth M. Johnson, Lincoln; Dale Kruse, Beatrice; Terrence L. Kubicek, Lincoln; Steven Ottmann, Dorchester; Edward C. Price, Lincoln; Donald Reiman, Virginia; Lynn Schluckebier, Seward; Nancy A. Seim, Lincoln; Pat Galitz, Faculty Representative, Lincoln.

SCC is an equal opportunity educator and employer.

SCC es un patrono con Igualdad de Oportunidades en el Empleo y la Educación.

[www.southeast.edu/diversity](http://www.southeast.edu/diversity)

[www.southeast.edu](http://www.southeast.edu)

A0131 10/2016